

FIRE RATED SHADE FABRIC



Polytex® A superior fire rated knitted HDPE shade fabric designed for use in modular shade structures and shade sails. Recommended for residential and small commercial installations with unsupported spans of 25 feet or less.

Weight: 7 oz. per square yard

Comtex® A superior fire rated knitted HDPE shade fabric designed for large tension membrane structures and architectural shade sails. Recommended for larger commercial installations with unsupported spans of up to 100 feet.


Weight: 10 oz. per square yard



White **NEW**




Aquamarine



Black



Bronze



Café Noir



Cappuccino



Claret



Midnight Green



Navy Blue




Porcelain



Red **POLYTEX ONLY**




Rust



Sage



Sandstone



Silver



Slate Gray




Yellow

Available in
12.5 feet (width) x 100 feet (length)
center folded rolls

Polyfab shade cloth has excellent fade resistance but all outdoor fabrics are subject to gradual fading over time. Some colors have a tendency to fade more than others.

Polytex® and Comtex® are registered trademarks of Polyfab USA LLC



www.PolyfabUSA.com

EXTRA HEAVY DUTY KNITTED SHADECLOTH

Polytex® Comtex®



Technical specifications

Polytex and Comtex comply with the following fire codes:

- ASTM E-84 Class A
- NFPA 701-2004

Polytex®

		WARP	WEFT
Breaking Force	lbf	134	454
Breaking Extension	%	86.1 %	56.2%
Tear Resistance	lbf	24	42
Bursting Force	lbf	Face	372



Comtex®


		WARP	WEFT
Breaking Force	lbf	179	562
Breaking Extension	%	92.2%	49.2%
Tear Resistance	lbf	39	63
Bursting Force	lbf	Face	475



Colors	UVA %	UVB %	Mean UPF	Shade Factor (Visual Light) %	UVA %	UVB %	Mean UPF	Shade Factor (Visual Light) %
White NEW	94.5 %	94.5 %	15	72 %	93.0%	93.5 %	13	75 %
Café Noir	95.2 %	94.2 %	21	95 %	94.9 %	93.2 %	21	94 %
Cappuccino	94.0 %	94.7 %	21	84 %	93.5 %	93.2 %	21	87 %
Aquamarine	92.5 %	92.6 %	14	66 %	90.5 %	91.3 %	12	73 %
Black	96.9 %	96.9 %	33	97 %	95.9 %	95.8 %	24	97 %
Bronze	90.4 %	90.0 %	10	80 %	95.8 %	95.3 %	21	89 %
Claret	89.6 %	91.7 %	11	80 %	94.0 %	95.0 %	19	88 %
Midnight Green	94.9 %	94.8 %	19	85 %	95.7 %	95.5%	23	91 %
Navy Blue	95.7 %	95.9 %	25	87 %	96.3 %	96.2 %	27	89 %
Porcelain	94.9 %	95.7 %	23	73 %	95.0 %	95.4 %	23	78 %
Red POLYTEX ONLY	95.3 %	95.4 %	29	85 %	-	-	-	-
Rust	83.6 %	83.7 %	6	67 %	86.3 %	86.0 %	7	74 %
Sage	92.4 %	92.4 %	13	86 %	94.3 %	94.5 %	18	88 %
Sandstone	92.4 %	92.9 %	13	72 %	92.8 %	92.9 %	14	79 %
Silver	84.5 %	84.8 %	7	87 %	90.9 %	90.9 %	11	95 %
Slate Gray	94.2 %	94.3 %	18	90 %	96.2 %	96.1 %	27	94 %
Yellow	94.0 %	94.2 %	17	69 %	95.3 %	95.2 %	21	73 %



Also available from your distributor:
Polyfab Pro Shade Sail Hardware and Polyfab Shade Sail Edge Webbing



The above information represents the results obtained from independent testing authorities and was accurate at the time of printing. Polyfab USA LLC reserves the right to alter product specifications without notification. Polyfab USA LLC assumes no obligation or liability for the suitability and use of its products other than those applications intended by the manufacturer. For more information contact Polyfab USA.

